

# Bruce®

lamininate floors

2010 – 2011 Edition



# Table of Contents

---

## Collections

---

### PREMIUM

---

Reserve™ Premium	2
Park Avenue™	6

### BEST

---

Chelsea Park™	8
Reserve™	10
American Home™ Elite Plank	14
Gardenstone™	18

### GOOD

---

Heritage Heights™	22
-------------------	----

## Choosing Your Bruce® Floor

---

Product Portfolio	24
Define Your Look	26
Installs Anywhere	27
Laminate for active households	28
Three Levels of Performance	29
Warranty	30
Care for Your Floor	31
Choosing Your Trim and Moulding	31
Product Guide	32





## *Beauty & Durability for Generations.*

---

Welcome to our complete collection of beautiful Bruce® laminate floors.

Here, you'll discover possibilities to beautify your home – simply and with confidence in your floor's performance for many years to come.

On the following pages, you'll be introduced to the rich variety of designs, with inspiring photographs of Bruce laminate used to enhance a variety of décor styles in a range of rooms. Finally, you'll have access to detailed information about laminate warranties, construction and installation, all to help you understand why the Bruce brand has come to be trusted for beauty and durability for generations.

# Reserve™ Premium

Create your own tropical oasis with the striking look of Sapele.  
The 7" wide and 7' long planks deliver a custom hardwood look.



Sapele Long Plank Roasted Bean **L0222**



Sapele Long Plank Wrought Iron **L0223**

## PREMIUM

**30**<sub>10</sub>

- 7" custom-look width
- Natural pressed beveled edges and ends
- Thickest flooring for true-to-life hardwood sound
- Lock&Fold® — fastest 2-step installation process
- 30-year residential / 10-year light commercial warranty





# Reserve™ Premium

Surround yourself with the look of gorgeous cherry. Hand-sculpted detail adds character and warmth to give your busy home attention-getting style.



Natural Cherry L0215



Wild Cherry L0216

## PREMIUM



- Hand-sculpted surface texture, with natural pressed edges and ends
- 5" wide individual planks
- Thickest flooring for true-to-life hardwood sound
- Lock&Fold® — fastest 2-step installation process
- 30-year residential / 10-year light commercial warranty



Learn how Bruce® patented G3™ wear layer will help keep your floor looking pristine for years. See *page 28*.



# Park Avenue™

This elegant collection captures the sophisticated look of exotic hardwoods for standout style and a decorating choice that says, "You've arrived."



Fruitwood Select **L3044**



Exotic Walnut **L3020**



Makore **L3019**



Ironwood Amber **L3017**



Pradoo **L3018**



Ironwood Natural **L3016**



Mocha Maple **L3046**



Wenge **L3045**

PREMIUM

30<sub>5</sub>

- Micro beveled edges and ends for subtle definition between planks
- 5" wide individual planks
- Thickest flooring for true-to-life hardwood sound
- Lock&Fold® — fastest 2-step installation process
- 30-year residential / 5-year light commercial warranty





Mocha Maple L3046

# Chelsea Park™

Capture the look of some of the world's most exotic hardwood with this stunning collection.



Timbered Walnut L4007



Island Koa L4008



Seacoast Brown L4005



Bronzed Jatoba L4006



Mineral Forest L4009

➔ BEST

30<sub>5</sub>

- Micro beveled edges and ends for subtle definition between planks
- 5" wide individual planks
- Lock&Fold® — fastest 2-step installation process
- 30-year residential / 5-year light commercial warranty





# Reserve™

Set the perfect tone for your life and style with the largest selection of global, rustic and specialty wood looks in a collection that truly offers something for everyone.



Concord Maple **L0210**




Windsor Maple **L0209**



Barley Harvest **L0220\***



Auburn Spice **L0221\***



Franklin Maple **L0211**



Black Forest **L0212**

➔ **BEST**

**30**<sub>5</sub>

- Rustic hand-scraped surface texture
- 5" wide individual planks
- Lock&Fold® — fastest 2-step installation process\*
- Bruce® Lock installation — no glue needed
- 30-year residential / 5-year light commercial warranty



# Reserve™ *(Continued.)*

Set the perfect tone for your life and style with the largest selection of global, rustic and specialty wood looks in a collection that truly offers something for everyone.



Noguera Walnut **L0214\***



Maple Select **L0202\***



Antique Hickory **L0208**



Brazilian Cherry Natural **L0207**



Brazilian Cherry Select **L0206**

➔ **BEST**

**30**<sub>5</sub>

- Micro beveled edges and ends for subtle definition between planks
- 5" wide individual planks\*
- Bruce® Lock installation — no glue needed
- 30-year residential / 5-year light commercial warranty





# American Home™ Elite Plank

Incredibly realistic representations of America's most cherished hardwoods combine timeless style with unmatched resistance to everyday wear.



Maple Natural L0123



Honey Wheat L0125



Hickory Natural L0128



Oak Natural L0120



Jatoba Rustic Natural L0126



Lincoln Cherry Natural L0121

➔ BEST

30<sub>5</sub>

- Square edges and ends for a smooth, seamless installed visual
- 5" wide individual planks
- Bruce® Lock installation — no glue needed
- 30-year residential / 5-year light commercial warranty





Learn how Bruce® patented G3™ wear layer will help keep your floor looking pristine for years. See page 28.



# American Home™ Elite Plank *(Continued.)*

Incredibly realistic representations of America's most cherished hardwoods combine timeless style with unmatched resistance to everyday wear.



Country Cherry **L0122**



Harvest Bronze **L0129**



Farm Fence **L0124**



Mahogany Natural **L0127**

➔ **BEST**

**30**<sub>5</sub>

- Square edges and ends for a smooth, seamless installed visual
- 5" wide individual planks
- Bruce® Lock installation — no glue needed
- 30-year residential / 5-year light commercial warranty



# Gardenstone™

Taking inspiration from the colors and textures of the coastal villages of Spain and California, Gardenstone mimics the look of natural stone with easy care and a softer step.



Peruvian Slate Mineral Gray **L6079**



Bhutan™ Balla **L6074**



Peruvian Slate River Sand **L6080**



Bhutan Tunis **L6072**



Peruvian Slate Forest Shade **L6078**



Bhutan Black Pearl **L6073**

## TILE DESIGN INSPIRATIONS

Traditionally, tiles have been laid in rows that all line up on the floor. Installing tiles in a staggered design, as pictured on the right, will give your room a whole new look and add geometric interest to your space.



➔ **BEST**

**30**<sub>5</sub>

- Subtle texture of natural stone
- Bruce® Lock installation — no glue needed
- 30-year residential / 5-year light commercial warranty





# Gardenstone™ *(Continued.)*

Taking inspiration from the colors and textures of the coastal villages of Spain and California, Gardenstone mimics the look of natural stone with easy care and a softer step.



Cantabria Stone™ Caribbean Sand **L6069**



Cantabria Stone Monzone **L6070**



Cantabria Stone Silver Sage **L6071**

➔ **BEST**

**30**<sub>5</sub>

- Subtle texture of natural stone
- Bruce® Lock installation — no glue needed
- 30-year residential / 5-year light commercial warranty







# Heritage Heights™

Bring distinctive style and value to your active home with realistic interpretations of classic hardwoods.



Natural Oak L0006



Teak L0005



Honey Oak L0008



Cherry L0004



Beech L0003



Mahogany L0000

GOOD

20

- Square edges and ends for a smooth, seamless installed visual
- 20-year warranty



# Bruce® Laminate Floors

## Product Portfolio.



Maple Natural  
**L0123** pg 14



Honey Wheat  
**L0125** pg 14



Noguera Walnut  
**L0214** pg 12



Timbered Walnut  
**L4007** pg 8



Maple Select  
**L0202** pg 12



Natural Oak  
**L0006** pg 22



Beech  
**L0003** pg 22



Teak  
**L0005** pg 22



Hickory Natural  
**L0128** pg 14



Antique Hickory  
**L0208** pg 12



Oak Natural  
**L0120** pg 14



Honey Oak  
**L0008** pg 22



Cherry  
**L0004** pg 22



Brazilian Cherry Natural  
**L0207** pg 12



Fruitwood Select  
**L3044** pg 6



Concord Maple  
**L0210** pg 10



Country Cherry  
**L0122** pg 16



Island Koa  
**L4008** pg 8



Exotic Walnut  
**L3020** pg 6



Makore  
**L3019** pg 6



Natural Cherry  
**L0215** pg 4



Ironwood Amber  
**L3017** pg 6



Jatoba Rustic Natural  
**L0126** pg 14



Barley Harvest  
**L0220** pg 10



Seacoast Brown  
**L4005** pg 8



Pradoo  
**L3018** pg 6



Mahogany  
**L0000** pg 22



Lincoln Cherry Natural  
**L0121** pg 14





Brazilian Cherry Select  
**L0206** pg 12



Wild Cherry  
**L0216** pg 4



Harvest Bronze  
**L0129** pg 16



Windsor Maple  
**L0209** pg 10



Auburn Spice  
**L0221** pg 10



Mahogany Natural  
**L0127** pg 16



Ironwood Natural  
**L3016** pg 6



Roasted Bean  
**L0222** pg 2



Farm Fence  
**L0124** pg 16



Franklin Maple  
**L0211** pg 10



Wrought Iron  
**L0223** pg 2



Mineral Forest  
**L4009** pg 8



Black Forest  
**L0212** pg 10



Bronzed Jatoba  
**L4006** pg 8



Mocha Maple  
**L3046** pg 6



Wenge  
**L3045** pg 6

Gardenstone™



Balla  
**L6074** pg 18



Caribbean Sand  
**L6069** pg 20



Monzone  
**L6070** pg 20



Mineral Gray  
**L6079** pg 18



Silver Sage  
**L6071** pg 20



Tunis  
**L6072** pg 18



River Sand  
**L6080** pg 18



Black Pearl  
**L6073** pg 18



Forest Shade  
**L6078** pg 18

# Choosing Your Bruce® Floor

Rest assured that whatever your choice, every beautifully realistic Bruce laminate floor comes with real durability that will make your floor as easy to live with as it is to love.

## Define Your Look.

From casual classics to upscale styles you never imagined you could afford, Bruce® laminate brings you countless options. All so incredibly realistic, no one would guess it's laminate.

### DESIGN

#### Hi-Definition Print Technology™ with VTX™

Consider it fine art for your floor. Our Premium and Best laminate collections feature superior print technology with in-register embossing for realistic color, grain, intensity and depth.



Think about your home, your lifestyle and your budget. And don't forget to use your imagination. Whichever Bruce laminate floor you choose, you can be confident it will meet the highest standards of style, quality and performance.

## Installs Anywhere.

Bruce laminate offers easy installation and unmatched performance anywhere you want the look of real hardwood, tile or natural stone – from the kitchen or family room to the basement or kids' rooms. All without the high price tag, or the high maintenance.

INSTALLATION	
<p><b>Bruce® Lock Installation System</b></p>	<p>No glue. No long-term commitment. With the Bruce Lock Installation System, your new floor installs over nearly any existing floor, and each piece automatically aligns for a virtually seamless appearance. Change your mind? Change the look with easy-to-replace panels.</p>
<p><b>Lock&amp;Fold® Technology</b></p>	<p>With Lock&amp;Fold technology from Bruce, it takes just two easy steps for the fastest flooring installation you've ever seen — simply lock and fold, and your beautiful floor is ready to enjoy.</p>
MOISTURE PROTECTION AND SOLID SOUND	
<p><b>Magnum HDF™ Core</b></p>	<p>Install anywhere without worrying about spills or subfloor moisture.* Our exclusive Magnum HDF Core with thermofused backing forms an unbeatable moisture barrier that protects against just about everything a busy household can dish out.</p>
<p><b>Magnum Plus HDF™ Core</b></p>	<p>Featured in Premium and select Best floors, our Magnum Plus HDF Core is structured to give you solid sound, along with excellent sound absorption. This innovative technology also offers superior resistance to surface spills and subfloor moisture, when installed properly.</p>

\*When installation instructions for high moisture areas are followed. See warranty for what moisture issues are not covered.

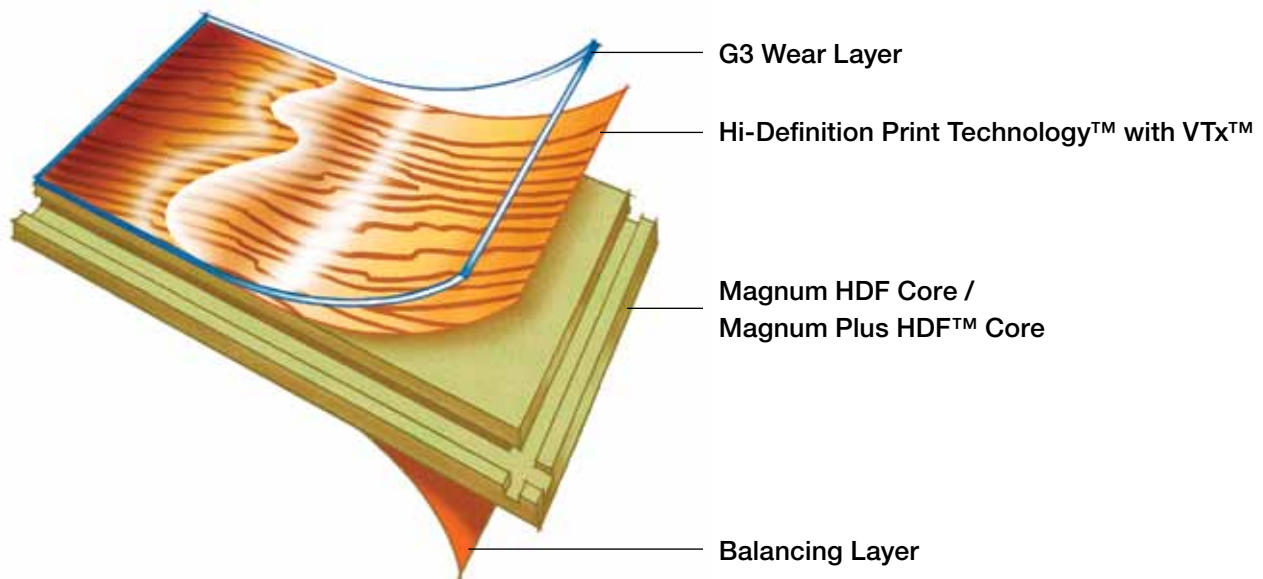


# Choosing Your Bruce® Floor

## Laminate for active households.

Real life demands a floor that can stand up to kids and pets and the fun and chaos of everyday living. Durable Bruce laminate flooring is made to look great and live up to your performance expectations.

WEAR PROTECTION	
<b>G3™ Wear Layer</b>	To keep your great new floor looking that way, Bruce laminate products feature the ultra-durable G3 Wear Layer, which protects against stains, fading and all the scratches and scuffs of real life.
<b>Warranty</b>	Bruce laminate floors offer the confidence that comes with industry-leading warranties featuring up to 30 years of protection against stains, fading, wear-through and more.



# Three Levels of Performance.

Choosing the right Bruce® laminate product for your home is easy. Just compare the features of our Premium, Best and Good laminate collections on the chart below, to find the one that best suits your lifestyle.

	Premium	Best	Good
Thickness (mm)	12-13	8	7
G3™ Wear Layer	•	• (Select skus)	•
Magnum Plus HDF™ Core*	•	•	
Magnum HDF Core		•	•
Lock&Fold® installation	•	• (Select skus)	
Bruce® Lock installation		•	•
Hi-Definition Print Technology™ with VTx™	•	•	
Widest assortment of colors and species	•	•	
Wood plank widths and beveled edges, including distressed and hand-crafted looks and finishes	•	•	
Residential warranty	30-year	30-year	20-year
Light Commercial warranty**	10-year	5-year	

\*Reserve™ Premium has the Magnum Plus HDF Core level of protection.

\*\*Park Avenue™ carries a 5-year light commercial warranty.

# Choosing Your Bruce® Floor

## Warranty.

Trusted for uncompromising quality and integrity, Bruce backs its laminate flooring products with the best warranties in the industry.

### Residential Warranty

Buy Bruce flooring with confidence. Bruce guarantees to the original purchaser that under normal household use and when maintained in accordance with our recommended maintenance instructions, for the length of the product warranty, Bruce laminate flooring:

- **Will not stain**
- **Will not fade from sunlight or artificial light**
- **Will not show wear-through**
- **Will not contain manufacturing defects**
- **Will resist topical water damage caused by normal household spills and cleaning when our recommended installation and cleaning practices are used**
- **Will not unlock at the seams**

For complete details, please refer to our Laminate Floor Care and Warranty Guide. If you have any flooring questions, visit [www.bruce.com](http://www.bruce.com).

### Underlayment

Bruce laminate floors offer the full warranty coverage when installed with Armstrong® underlayments. The use of quality underlayment is critical to a successful installation, and should be installed prior to laying planks. Use the pre-applied tape for a seamless moisture barrier, especially over concrete. These underlayments can also be used with any floating floor installations.

	PREMIUM S-1836 Quiet Comfort™ Underlayment	S-1837 Quiet Comfort Underlayment
Moisture Barrier	•••	•••
Lifetime Warranty*	•••	•••
Superior Noise Reduction	•••	••
Greater Underfoot Comfort	•••	•

\*When installed with Bruce and Armstrong laminate flooring



**LIFETIME  
WARRANTY**

When installed with  
Bruce laminate flooring.



# Care for Your Floor.

Maintaining the beauty of your floor couldn't be easier. Just sweep or vacuum as needed. Clean periodically with Bruce® Hardwood & Laminate Floor Cleaner, and be sure to wipe up spills immediately.















## Bruce Hardwood & Laminate Floor Cleaner

Specially formulated for Bruce laminate floors

- Ready-to-use formula
- Requires no rinsing
- Simply spray and wipe or mop!

# Choose Your Trim and Moulding.

		<b>Threshold</b> Finishes the space where laminate flooring ends (such as sliding glass doors, along wall bases, door thresholds and carpet).
		<b>T-Moulding</b> Fills the gap at doorways, and finishes spaces between the two areas of laminate flooring.
		<b>Reducer</b> Provides a smooth transition from your laminate floor to another type of flooring of a lower height. Also, finishes the space where laminate flooring ends against a vertical surface and where quarter round cannot be used (such as sliding glass doors, against cabinet toe kicks, or carpet).
		<b>Quarter Round</b> The classic finish to your laminate floor, used where wall and flooring meet.
		<b>Beveled Stair Nose / Stair Nose</b> The durability of Bruce laminate flooring makes a great choice for staircases.
		<b>Step Nose</b> Used where laminate flooring meets a step down or landing.

# Product Guide

## Premium Products.

Color Name	SKU	Reducer 72"	Quarter Round 94"	T- Moulding 72"	Stair Nose 94"	Beveled Stair Nose 94"	Threshold 72"	Step Nose 94"	Page
Reserve™ Premium Sapele Long Plank Roasted Bean	L0222	M50H4	M51H4	M52H4	M53H4	N/A	M54H4	M56H4	2
Reserve Premium Sapele Long Plank Wrought Iron	L0223	M50H5	M51H5	M52H5	M53H5	N/A	M54H5	M56H5	2
Reserve Premium Natural Cherry	L0215	M50E6	M51E6	M52E6	N/A	M53E6	M54E6	M56E6	4
Reserve Premium Wild Cherry	L0216	M50D2	M51D2	M52D2	N/A	M53D2	M54D2	M56D2	4
Park Avenue™ Ironwood Natural	L3016	H50D0	H51D0	H52D0	N/A	H53D0	H54D0	H56D0	6
Park Avenue Ironwood Amber	L3017	H50C1	H51C1	H52C1	N/A	H53C1	H54C1	H56C1	6
Park Avenue Pradoo	L3018	H50D1	H51D1	H52D1	N/A	H53D1	H54D1	H56D1	6
Park Avenue Makore	L3019	H50C2	H51C2	H52C2	N/A	H53C2	H54C2	H56C2	6
Park Avenue Exotic Walnut	L3020	H50C3	H51C3	H52C3	N/A	H53C3	H54C3	H56C3	6
Park Avenue Fruitwood Select	L3044	H50E8	H51E8	H52E8	N/A	H53E8	H54E8	H56E8	6
Park Avenue Wenge	L3045	H50E9	H51E9	H52E9	N/A	H53E9	H54E9	H56E9	6
Park Avenue Mocha Maple	L3046	H50F0	H51F0	H52F0	N/A	H53F0	H54F0	H56F0	6

Product	Dimensions	Sq. Ft./ Piece	Piece/ Carton	Sq. Ft./ Carton	Carton Dimensions	Carton Weight
Reserve Premium Long Plank	88.98" x 7.64" x .48" (2260 x 193 x 12.3mm)	4.70	4	18.78	90.08" x 8.11" x 2.13" (2288 x 206 x 54mm)	42.9 lbs (19,46 kg)
Reserve Premium	50.59" x 5.12" x .50" (1285 x 130 x 13mm)	1.80	8	14.38	51.10" x 5.67" x 4" (1298 x 144 x 101mm)	31.53 lbs (14,3 kg)
Park Avenue	47.24" x 4.92" x .47" (1200 x 125 x 12mm)	1.61	8	12.92	48.15" x 5.67" x 3.90" (1223 x 144 x 99mm)	28.6 lbs (13 kg)

Note: Any moulding requiring a track system for installation includes the track system in the packaging.

# Best Products.

Color Name	SKU	Reducer 72"	Quarter Round 94"	T- Moulding 72"	Stair Nose 47"	Beveled Stair Nose 47"	Threshold 72"	Step Nose 47"	Page
Chelsea Park™ Seacoast Brown	L4005	H5049	H1649	H1749	H3149	N/A	H5449	H4049	8
Chelsea Park Bronzed Jatoba	L4006	H50G9	H51G9	H52G9	H58G9	N/A	H54G9	H56G9	8
Chelsea Park Timbered Walnut	L4007	H5030	H5130	H5230	H5330	N/A	H5430	H5630	8
Chelsea Park Island Koa	L4008	H50G7	H51G7	H52G7	H53G7	N/A	H54G7	H56G7	8
Chelsea Park Mineral Forest	L4009	H50G8	H51G8	H52G8	H53G8	N/A	H54G8	H56G8	8
Reserve™ Maple Select	L0202	M5061	M1661	M1761	M3161	N/A	M5461	M4061	12
Reserve Brazilian Cherry Select	L0206	M5062	M5162	M5262	M5362	N/A	M5462	M5662	12
Reserve Brazilian Cherry Natural	L0207	M5090	M5190	M5290	M5390	N/A	M5490	M5690	12
Reserve Antique Hickory	L0208	05040	05140	05240	05340	N/A	M5440	05640	12
Reserve Windsor Maple	L0209	M50A3	M51A3	M52A3	N/A	M58A3	M54A3	M56A3	10
Reserve Concord Maple	L0210	M50A4	M51A4	M52A4	N/A	M58A4	M54A4	M56A4	10
Reserve Franklin Maple	L0211	M50A5	M51A5	M52A5	N/A	M58A5	M54A5	M56A5	10
Reserve Black Forest	L0212	M50A6	M51A6	M52A6	M53A6	N/A	M54A6	M56A6	10
Reserve Noguera Walnut	L0214	05030	05130	05230	05330	N/A	M5430	M5630	12

Color Name	SKU	Reducer 72"	Quarter Round 94"	T- Moulding 72"	Stair Nose 94"	Beveled Stair Nose 47"	Threshold 72"	Step Nose 94"	Page
Reserve Barley Harvest	L0220	M50H2	M51H2	M52H2	M53H2	N/A	M54H2	M56H2	10
Reserve Auburn Spice	L0221	M50H3	M51H3	M52H3	M53H3	N/A	M54H3	M56H3	10

Product	Dimensions	Sq. Ft./ Piece	Piece/ Carton	Sq. Ft./ Carton	Carton Dimensions	Carton Weight
Chelsea Park	50.59" x 4.84" x .32" (1285 x 123 x 8mm)	1.70	8	13.61	51.65" x 5.43" x 2.48" (1312 x 138 x 63mm)	20.72 lbs (9,4 kg)

Reserve Product	Dimensions	Sq. Ft./ Piece	Piece/ Carton	Sq. Ft./ Carton	Carton Dimensions	Carton Weight
L0202, L0209, L0210 L0211, L0212 L0214	50.59" x 4.72" x .32" (1285 x 120 x 8mm)	1.66	8	13.28	51.57" x 5.43" x 2.52" (1310 x 138 x 64mm)	19.8 lbs (9 kg)
L0206, L0207, L0208	50.59" x 6.69" x .32" (1285 x 170 x 8mm)	2.35	8	18.81	51.57" x 7.48" x 2.52" (1310 x 190 x 64mm)	29 lbs (13,2 kg)
L0220, L0221	47.24" x 4.92" x .32" (1200 x 125 x 8mm)	1.62	8	12.92	48.23" x 5.51" x 2.48" (1225 x 140 x 63mm)	19.85 lbs (9 kg)

Note: Any moulding requiring a track system for installation includes the track system in the packaging.



# Product Guide

## Best Products.

Color Name	SKU	Reducer 72"	Quarter Round 94"	T- Moulding 72"	Stair Nose 47"	Threshold 72"	Step Nose 47"	Page
American Home™ Elite™ Plank Oak Natural	L0120	M50F7	M51F7	M52F7	M53F7	M54F7	M56F7	14
American Home Elite Plank Lincoln Cherry Natural	L0121	M5077	M5177	M5277	M5377	M5477	M5677	14
American Home Elite Plank Country Cherry	L0122	05040	05140	05240	05340	M5440	05640	16
American Home Elite Plank Maple Natural	L0123	M50F8	M51F8	M52F8	M53F8	M54F8	M56F8	14
American Home Elite Plank Farm Fence	L0124	05042	05142	05242	05342	M5442	05642	16
American Home Elite Plank Honey Wheat	L0125	M50F9	M51F9	M52F9	M53F9	M54F9	M56F9	14
American Home Elite Plank Jatoba Rustic Natural	L0126	M5071	M5171	M5271	M5371	M5471	M5671	14
American Home Elite Plank Mahogany Natural	L0127	M5074	M5174	M5274	M5374	M5474	M5674	16
American Home Elite Plank Hickory Natural	L0128	M50F7	M51F7	M52F7	M53F7	M54F7	M56F7	14
American Home Elite Plank Harvest Bronze	L0129	M50G5	M51G5	M52G5	M53G5	M54G5	M56G5	16
Gardenstone™ Cantabria Stone™ Caribbean Sand	L6069	M6011	M6111	M6211	M5911	M6411	M6611	20
Gardenstone Cantabria Stone Monzone	L6070	M6018	M6118	M6218	M5918	M6418	M6618	20
Gardenstone Cantabria Stone Silver Sage	L6071	M5022	M5122	M5222	M5322	M5422	M5622	20
Gardenstone Bhutan™ Tunis	L6072	M6005	M6105	M6205	M5905	M6405	M6605	18
Gardenstone Bhutan Black Pearl	L6073	M6006	M6106	M6206	M5906	M6406	M6606	18
Gardenstone Bhutan Balla	L6074	M6011	M6111	M6211	M5911	M6411	M6611	18

Color Name	SKU	Reducer 72"	Quarter Round 94"	T- Moulding 72"	Stair Nose 47"	Threshold 72"	Step Nose 47"	Page
Gardenstone Peruvian Slate Forest Shade	L6078	M50H8	M51H8	M52H8	M53H8	M54H8	M56H8	18
Gardenstone Peruvian Slate Mineral Gray	L6079	M50H9	M51H9	M52H9	M53H9	M54H9	M56H9	18
Gardenstone Peruvian Slate River Sand	L6080	M50K0	M51K0	M52K0	M53K0	M54K0	M56K0	18

Product	Dimensions	Sq. Ft./ Piece	Piece/ Carton	Sq. Ft./ Carton	Carton Dimensions	Carton Weight
American Home Elite	50.59" x 5.20" x .32" (1285 x 132 x 8mm)	1.82	8	14.61	51.38" x 5.75" x 2.52" (1305 x 146 x 64mm)	20.94 lbs (9,5 kg)

Gardenstone Product	Dimensions	Sq. Ft./ Piece	Piece/ Carton	Sq. Ft./ Carton	Carton Dimensions	Carton Weight
L6069, L6070, L6071	50.4" x 12.6" x .32" (1281 x 321 x 8mm)	4.42	5	22.1	51.42" x 13" x 1.61" (1306 x 330 x 41mm)	35.7 lbs (16,2 kg)
L6072, L6073, L6074	46.9" x 15.5" x .32" (1190 x 393 x 8mm)	5.03	4	20.12	47.64" x 16.14" x 1.34" (1210 x 410 x 34mm)	31 lbs (14 kg)
L6078, L6079, L6080	47.76" x 11.81" x .33" (1213 x 300 x 8.3mm)	3.92	6	23.50	48.74" x 12.32" x 2.09" (1238 x 313 x 53mm)	40.7 lbs (18,46 kg)

Note: Any moulding requiring a track system for installation includes the track system in the packaging.

# Good Products.

Color Name	SKU	Reducer 72"	Quarter Round 94"	T- Moulding 72"	Stair Nose* 47"	Threshold 72"	Step Nose 47"	Page
Heritage Heights™ Mahogany	L0000	M5074	M5174	M5274	M5374	M5474	M5674	22
Heritage Heights Beech	L0003	M5060	M1660	M1760	M1960	M5460	M4060	22
Heritage Heights Cherry	L0004	05040	05140	05240	05340	M5440	05640	22
Heritage Heights Teak	L0005	M5075	M5175	M5275	M5375	M5475	M5675	22
Heritage Heights Natural Oak	L0006	M5082	M1682	M1782	M3282	M5482	M4082	22
Heritage Heights Honey Oak	L0008	M5702	M1602	M1702	M3102	M5402	M4002	22

Product	Dimensions	Sq. Ft./ Piece	Piece/ Carton	Sq. Ft./ Carton	Carton Dimensions	Carton Weight
Heritage Heights	50.59 x 7.32 x .28 (1285 x 186 x 7mm)	2.57	9	23.15	51.42 x 7.80 x 2.52 (1306 x 198 x 64mm)	31.4 lbs (14,2 kg)

Note: Any moulding requiring a track system for installation includes the track system in the packaging.

\*Stair Nose is 8 mm thick and requires the plank to be shimmed or the nosing modified in the field to reduce the thickness to 7 mm.



Chelsea Park™  
Mineral Forest L4009







**Bruce**<sup>®</sup>  
laminate floors

[www.bruce.com](http://www.bruce.com)

The names, trademarks and logos appearing herein (including, but not limited to, Armstrong and Bruce) are the property of AWI Licensing Company, licensed to Armstrong World Industries, Inc., and/or its affiliates, unless stated otherwise. Floor designs and photos & certain artwork used herein are copyright protected.

NOTE: Due to printing limitations, colors pictured cannot be guaranteed to match actual flooring material.